

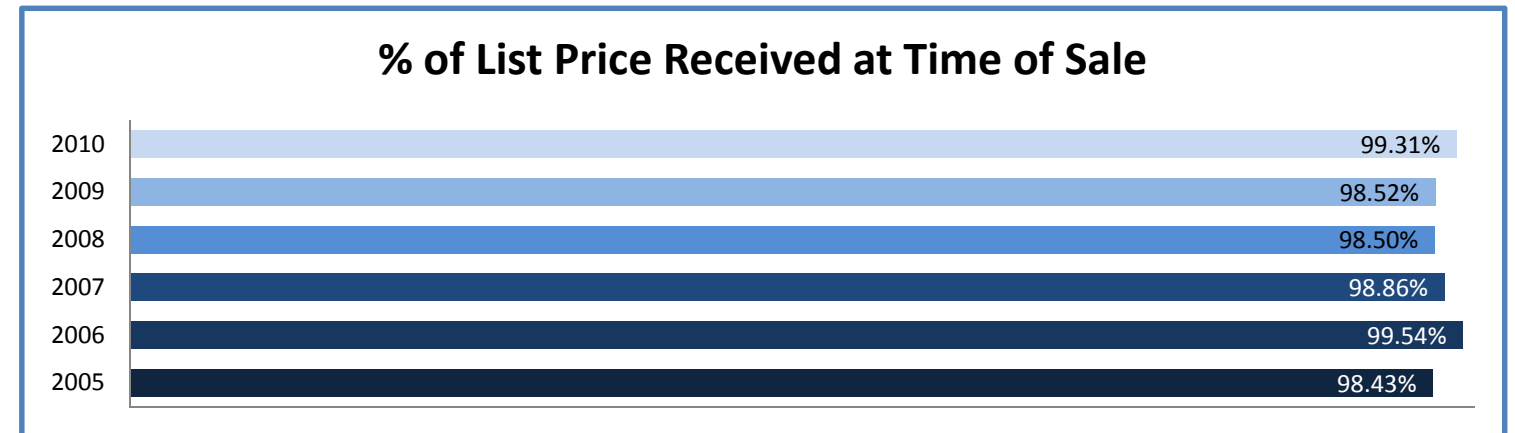
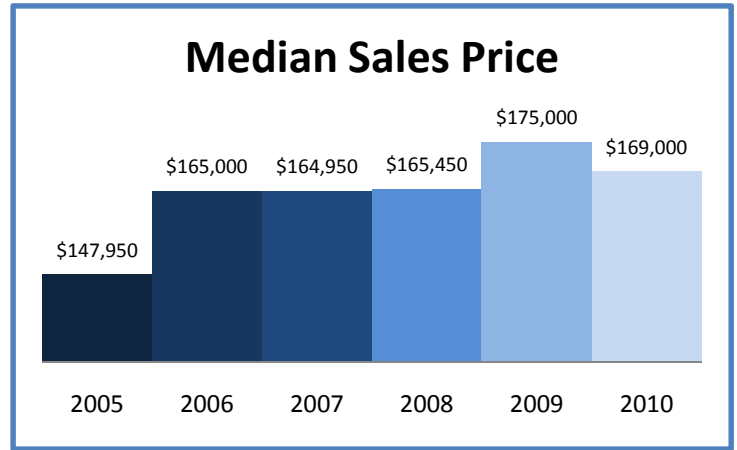
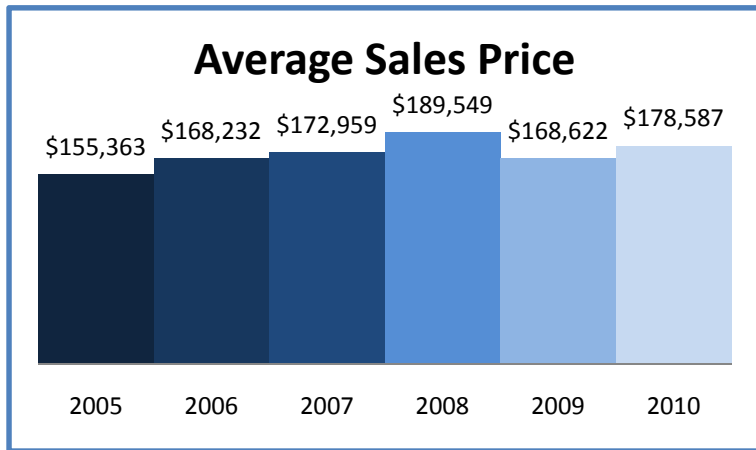
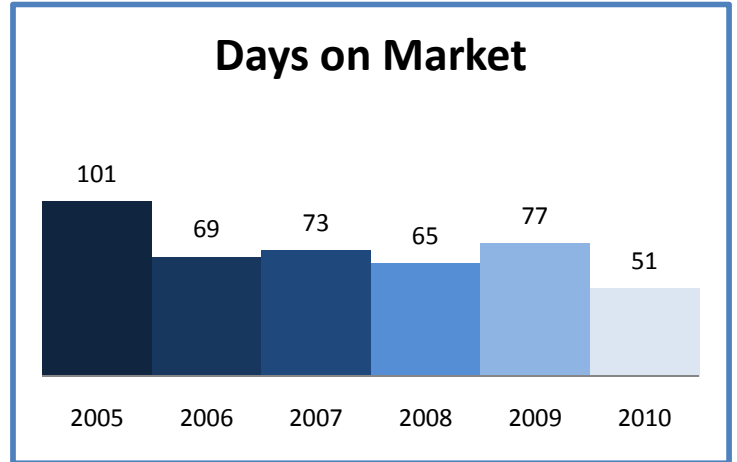
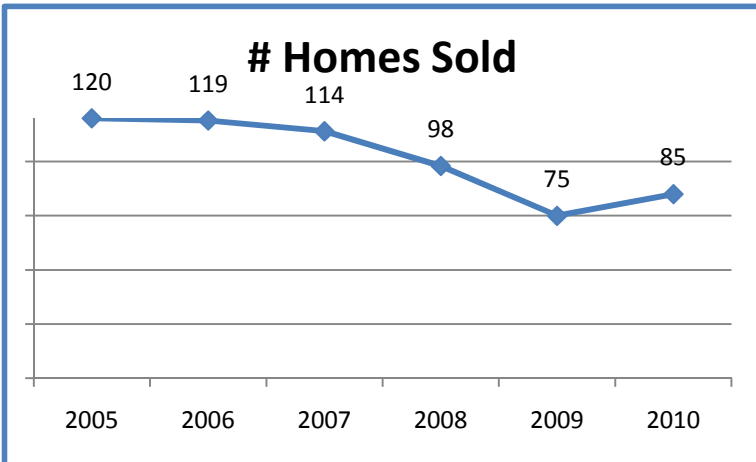
Monthly Statistics -

Laramie County

May

Single Family

	2005	2006	2007	2008	2009	2010
Active Listings	na	na	na	na	na	537
Sold Listings	120	119	114	98	75	85
Median Sales Price	\$147,950	\$165,000	\$164,950	\$165,450	\$175,000	\$169,000
Average Sales Price	\$155,363	\$168,232	\$172,959	\$189,549	\$168,622	\$178,587
% of List Price Received at Sale	98.43%	99.54%	98.86%	98.50%	98.52%	99.31%
Average Days on Market	101	69	73	65	77	51
Average # of homes sold in last 12 months	na	106.75	104.67	81.83	74.67	82.58
Months Supply of Inventory	na	na	na	na	na	6.5



Monthly Statistics -

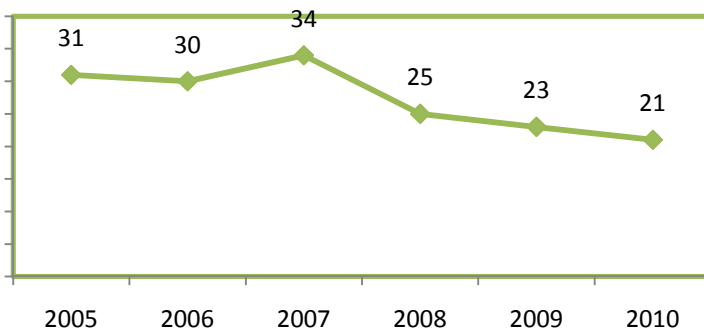
Laramie County

May

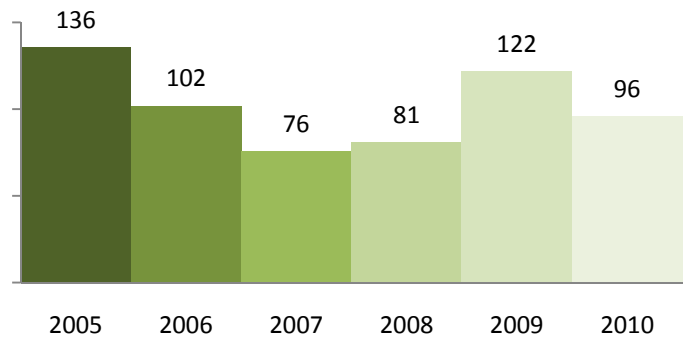
Rural Residential

	2005	2006	2007	2008	2009	2010
Active Listings	na	na	na	na	na	170
Sold Listings	31	30	34	25	23	21
Median Sales Price	\$240,747	\$283,423	\$257,694	\$259,900	\$242,000	\$250,000
Average Sales Price	\$224,000	\$279,998	\$255,171	\$272,232	\$253,036	\$285,989
% of List Price Received at Sale	99.73%	99.10%	97.76%	97.93%	95.79%	97.87%
Average Days on Market	136	102	76	81	122	96
Average # of homes sold in last 12 months	na	28.50	28.33	19.17	17.33	18.92
Months Supply of Inventory	na	na	na	na	na	9.0

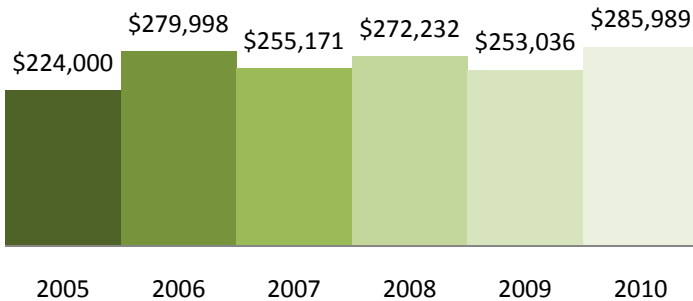
Homes Sold



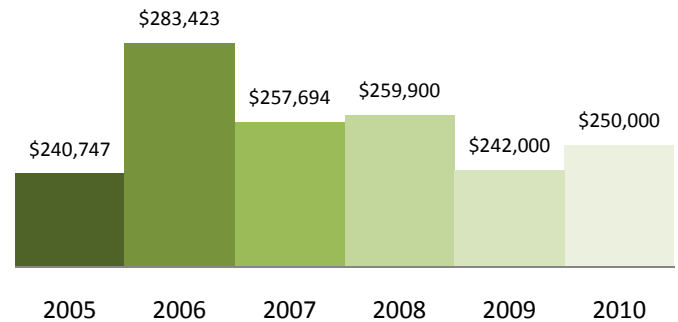
Days on Market



Average Sales Price



Median Sales Price



% of List Price Received at Time of Sale



Monthly Statistics -

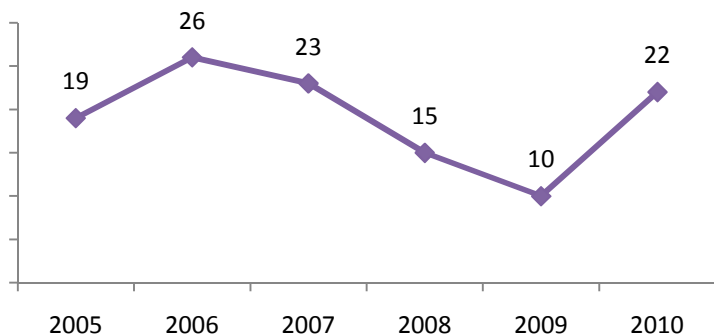
Laramie County

May

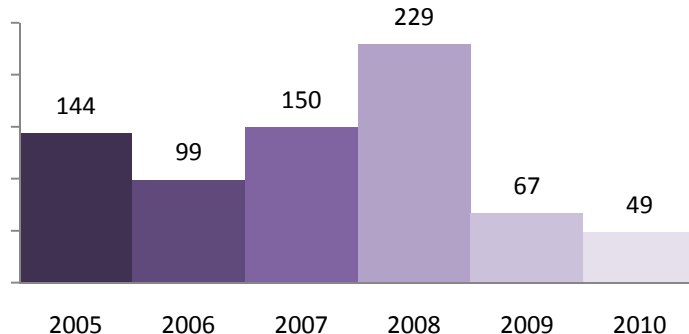
Condo / Townhouse

	2005	2006	2007	2008	2009	2010
Active Listings	na	na	na	na	na	95
Sold Listings	19	26	23	15	10	22
Median Sales Price	\$133,600	\$173,665	\$154,900	\$159,900	\$146,000	\$168,200
Average Sales Price	\$150,077	\$196,529	\$168,864	\$173,828	\$157,680	\$169,252
% of List Price Received at Sale	103.71%	100.56%	100.41%	98.36%	99.92%	100.48%
Average Days on Market	144	99	150	229	67	49
Average # of homes sold in last 12 months	na	21.08	20.75	16.92	13.58	16.75
Months Supply of Inventory	na	na	na	na	na	5.7

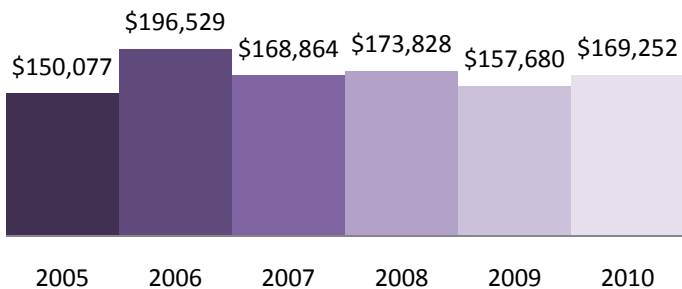
Homes Sold



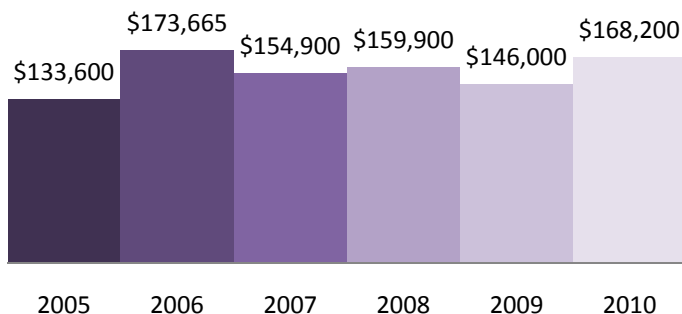
Days on Market



Average Sales Price



Median Sales Price



% of List Price Received at Time of Sale

